

Mobile Tiles for Inertial Fusion First Wall/Blanket Systems

Lance L Snead¹, Mohamed Sawan², Pete Papano¹, Edward Marriott², and Carol S Aplin²

¹Materials Science and Technology Division, Oak Ridge National Laboratory, ²Fusion Technology Institute, University of Wisconsin Madison

Introduction

- A critical issue facing inertial fusion power devices is the high heat and particle flux impinging on FW
- For solid wall designs the IFE environment produces extremely high pulsed temperatures and erosion/ablation of FW
- These conditions limit material choice and lifetime of FW materials
- In contrast to MFE machines, IFE allows greater design flexibility for FW and blanket to address the issue of FW survival
- This poster describes a concept of a solid FW (mobile tiles)
- By removing the graphite-based FW tiles on a predetermined schedule and post-processing these tiles the common problems associated with graphite-based solid walls can be mitigated:
 - Erosion is managed by continual replacement
 - Tiles are now managed as storage containers which can be processed once removed
 - Irradiation degraded properties such as thermal conductivity can be restored through the same annealing step used to remove tritium
- Such a concept is decidedly low-tech, and similar to that employed in the Pebble Bed Modular Fission Reactors

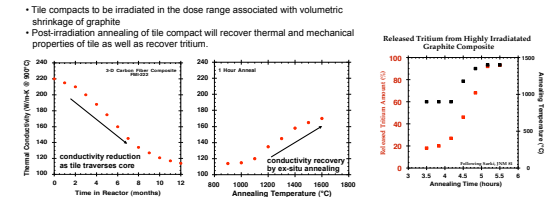
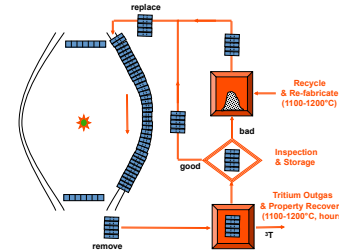
Mobile Tiles Concept

Snapshot of the HAPL Solid Wall Issues

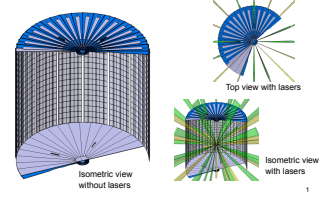
- The high pulsed surface temperature limits us to select first wall materials refractory metals, tungsten, molybdenum, graphite or carbon fiber composites high conductivity ceramics: SiC

	Tungsten	Graphite	Carbon Fiber Composite	SiC	Refractory Armored Ferritic
Mechanical Integrity*	Poor	None (2 yr†)	None (1 yr†)	OK	Possible
Erosion	< 4 cm/year	tbd	tbd	Too High	< 4 cm/year
Tritium Retention	OK	Very High	High	OK	OK
Low Activation	Yes	Yes	Yes	Yes	Yes

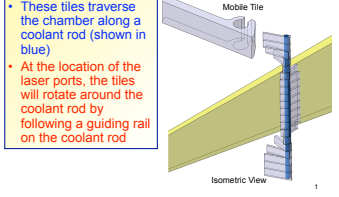
* Assumes 3 year Replacement : 30 dpa Carbon (10 dpa W), 1000°C
 † By periodically removing tiles, annealing them, and reinstallation tritium retention, surface erosion may be mitigated



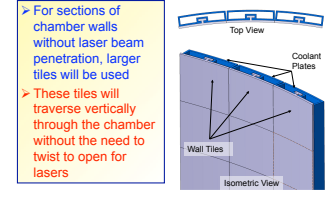
Full Chamber Representation



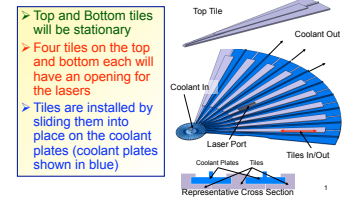
Laser Port Tiles



Chamber Wall Tiles



Top and Bottom Geometry



Neutronics Assessment and Assumptions

- Neutronics calculations performed to assess breeding potential for different design options
 - Breeder options: Ceramic breeder (Li₂SiO₄), Fibre, Liq, Li, LiPb
 - Coolant options: Liq, Na, Liq, breeder
 - Structure options: FS, V-4Cr-4Ti, SiC/SiC
 - Considered adding Be₂C in the graphite tiles to improve TBR
- 7 and 10 cm average tile thicknesses considered followed by a meter thick blanket
- Cylindrical chamber with 10-m radius
- Used HAPL target spectrum in 175 neutron, 42 gamma groups
- A zone consisting of 85% FS, 15% He used behind blanket to represent reflection from shield/VV
- Required TBR>1.1 for tritium self-sufficiency

TBR Results for Liquid Breeder Options (Na in tiles)

- Three liquid breeder options were considered with three structural materials
- Natural Li is used except for LiPb where 90% Li-6 enrichment was also considered
- FW tiles consist of 75% C, 10% structure, 15% Na
- Blanket consists of 90% liq. Breeder and 10% structure

10 cm tiles						7 cm tiles					
	Fibre	Li	LiPb	LiPb	LiPb	Fibre	Li	LiPb	LiPb	LiPb	LiPb
FS	0.865	1.045	0.690	1.075	1.075	0.940	1.150	0.812	1.213	1.213	1.213
V	0.933	1.119	0.817	1.130	1.130	1.014	1.223	0.854	1.258	1.258	1.258
SiC	0.909	1.080	0.842	1.149	1.149	1.012	1.159	1.144	1.248	1.248	1.248

- Nat. Li and enriched LiPb yield adequate TBR with any structural material for 7 cm or less tiles
- V provides best neutron economy with FS giving the least
- Fibre does not allow tritium self-sufficiency with any structural material

TBR Results for Liquid Breeder Options (breeder in tiles)

- To avoid using two coolants we considered the option of cooling the FW tiles with the same liquid breeder used in blanket
- FW tiles consist of 75% C, 10% structure, 15% liq. breeder
- Blanket consists of 90% liq. breeder and 10% structure

10 cm tiles						7 cm tiles					
	Fibre	Li	LiPb	LiPb	LiPb	Fibre	Li	LiPb	LiPb	LiPb	LiPb
FS	0.934	1.107	0.808	1.185	1.185	0.983	1.182	0.876	1.267	1.267	1.267
V	1.001	1.177	0.848	1.229	1.229	1.043	1.251	0.922	1.303	1.303	1.303
SiC	0.992	1.116	1.128	1.210	1.210	1.030	1.192	1.191	1.286	1.286	1.286

- Breeding increased by ~2.5% when liquid breeder is used instead of Na to cool FW tiles with conclusions regarding adequacy of TBR remaining the same

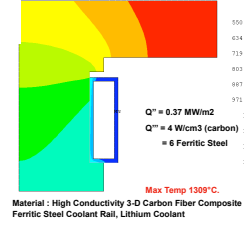
Preferred Design Options

- To avoid the complexity of having two coolants in the power cycle, it is preferred to cool the FW tiles with the same liquid breeder used in the blanket
- While both Li and LiPb can provide adequate TBR, Li is the preferred option due to its better heat removal capability, light weight leading to less pumping power, and no need for enrichment. The main issue is safety concern that can be mitigated by using He cooling in shield/VV
- Choice of structural material depends on compatibility with Li. While V and SiC yield better TBR and can operate at higher temperatures than FS, they are more expensive, require more R&D and compatibility with Li could limit their operating temperature

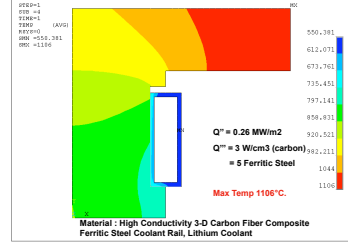
Nuclear Heating in FW Tiles and Blanket

- Nuclear heating and surface heat flux calculated for use in thermal analysis
 - Nuclear heating results scale with the neutron wall loading
-
- Peak surface heat flux at midplane = 0.37 MW/m²
 Drops to 0.13 MW/m² at top/bottom with an average value of 0.26 MW/m²
 Peak neutron wall loading at midplane = 1.09 MW/m²
 Drops to 0.39 MW/m² at top/bottom with an average value of 0.77 MW/m²

Carbon Composite Hottest Tile Temperature



Carbon Composite Average Tile Temperature



Conclusions

- Using mobile FW tiles that are periodically removed, annealed, and reinstalled tritium retention and surface erosion may be mitigated
- Conceptual configuration developed with consideration for laser beam port accommodation and simple tile insertion and removal scheme
- Tritium self-sufficiency can be achieved with a variety of options employing FW mobile tiles
- Using ceramic breeders or Fibre is not recommended due to requiring at least 30% Be₂C added in FW tiles
- While liquid Na has the best heat removal capability for FW tiles, it adds the complexity of having two coolants. Either Li or LiPb can be used also to cool the FW tiles
- Li is the preferred breeder/coolant due to better heat removal capability, lighter weight, and no need for enrichment
- Choice of structural material depends primarily on compatibility with Li